

DBRAIN SOP

NICOLE BERNARDO ALILING, MD



DATABASE FOR RESEARCH AND INFORMATION FOR THE NEUROSCIENCES

CONTENTS

PURPOSE

SCOPE

PREREQUISITES

RESPONSIBILITIES

PROCEDURES



PURPOSE

- To provide guidelines for the usage, monitoring and evaluation of DBRAIN
 - To delineate tasks between students and residents for input of patient information in the database.
 - To provide guidelines in the usage of DBRAIN for both inpatient and outpatient settings.
 - To designate steps in using database information for research purposes.

SCOPE

This SOP is intended for use of
Section of Adult Neurology
consultants, residents, staff, clerks,
and other parties intending to use
DBRAIN for research purposes.

PREREQUISITES

- Attendance to the DBRAIN introduction given by Dr. Pascual
- Knowledge of Stroke Scales
- Certification for NIHSS

RESPONSIBILITIES

- Dr. Jose Leonard Pascual
Overall supervisor
- Dr. Joshua Emmanuel Abejero
Head for OPD arm
- Dr. Nicole Bernardo Aliling
Head for Inpatient arm
Main author of the SOP

PROCEDURES INPUT OF NEW PATIENTS



PROCEDURES

**INPUT OF
NEW
PATIENTS**

INPATIENT

OUTPATIENT

INPATIENTS

- 1) Clerks or Resident-In-Charge (RIC) checks using Case Number if the patient has a previous entry in DBRAIN
- 2) Clerks or RICs input general data to create the patient profile: Case Number, Name, Neuro Diagnosis, Service/Consultant/RIC
- 3) Clerks or RICs input clinical history, admitting PE
- 4) Clerks or RICs input initial labs
- 5) RIC to input initial management plan
- 6) RIC to print admitting notes and attach to patient's chart

INPATIENTS

- 7) Clerks and/or RLCs update lab flow sheet as needed
- 8) Clerks and/or RLCs update working diagnosis as needed
- 9) RLCs to update management plan as needed
- 10) RLCs to update adherence to applicable protocols
- 11) RLCs to input applicable clinical rating scales
- 12) RLCs to input admission and discharge Modified Rankin Scale scores

OUTPATIENTS

- 1) RIC checks using Case Number if the patient has a previous entry in DBRAIN
- 2) RIC to input general data to create the patient profile: Case Number, Name, Neuro Diagnosis
- 3) RIC to input clinical history and PE
- 4) RIC to input available laboratory and imaging results
- 5) RIC to input management plan

OUTPATIENTS

- 6) RIC to input applicable clinical rating scales
- 7) RIC to print chart entry and attach to patient's chart
- 8) RIC to print requested forms (abstract, medical certificate) per patient's request
- 9) RIC to print prescription

PROCEDURES REQUESTING ACCESS FOR RESEARCH



REQUESTS

Interested parties submit letter to request temporary access to DBRAIN to Dr. Pascual, containing the following information:

- 1) Name/s of proponent/s of research, institution represented, disclosures, preferred username and password, date of birth
- 2) Research title and objectives
- 3) Time table for data collection
- 4) Specific data needed from DBRAIN

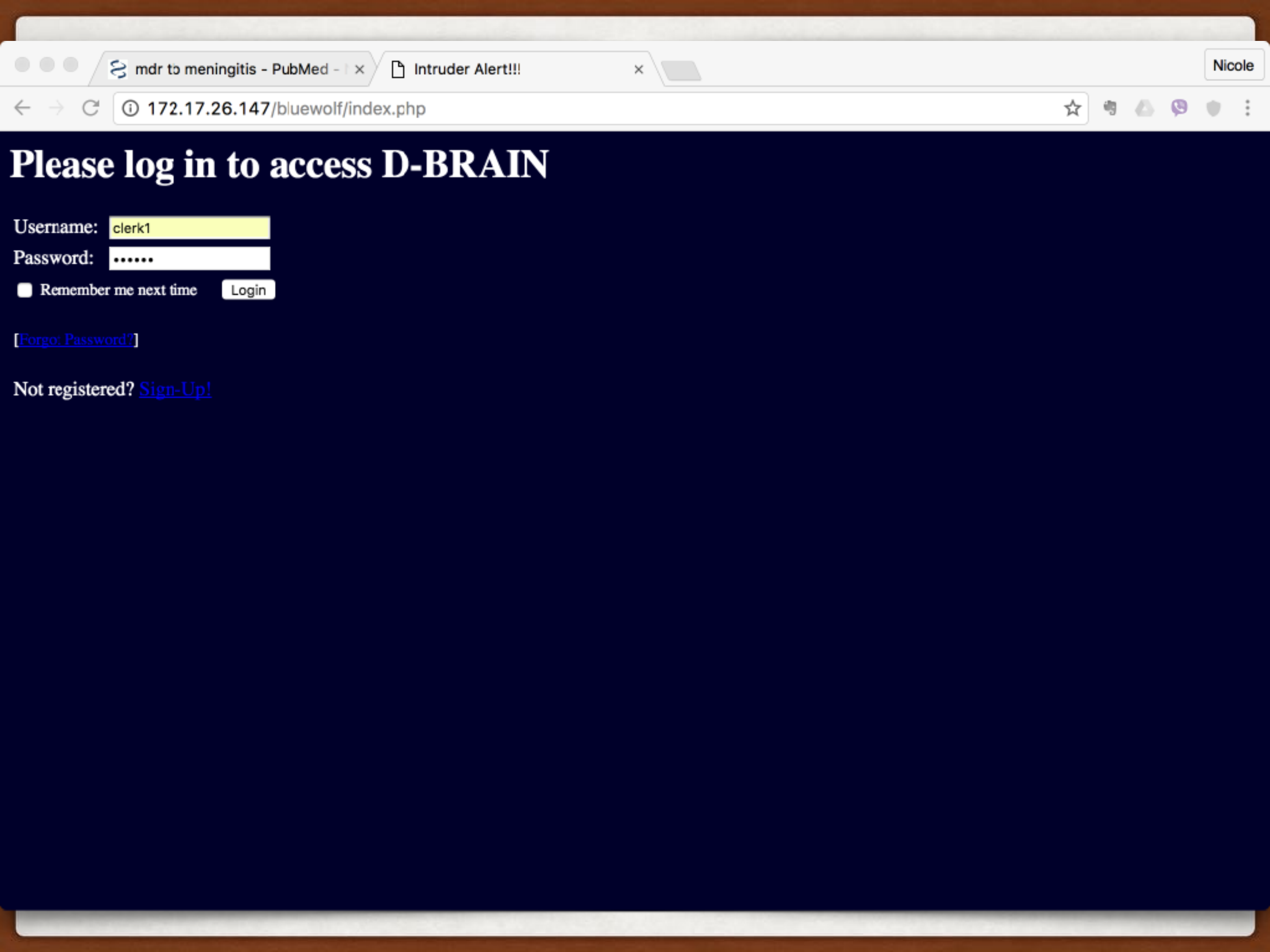
REQUESTS

- Once approved, temporary usernames and passwords will be granted for an approved period
- Amendments to previous requests will be subjected to the same procedure as a new request

DBRAIN: DUTY

URL:

172.17.26.147/bluewolf



mdr to meningitis - PubMed - x



Intruder Alert!!! x

Nicole



172.17.26.147/bluewolf/index.php



Please log in to access D-BRAIN

Username: clerk1

Password:

☐ Remember me next time

Login

[\[Forgo: Password?\]](#)

Not registered? [Sign-Up!](#)

Hello, ! What do you desire?

[\[My Account\]](#) [\[Edit Account\]](#) [\[Logout\]](#)

Database for Research And Information for the Neurosciences (D-BRAIN)

© 2009 - 2016 JLP MD FPNA



Add New Patient



Inpatients



Outpatients



Mortality & Morbidity



Change PIN



Thank You!

View patient's profile: PIN / Hospital Number



Search by surname: Surname



Search by first name: First name



Hello, ! What do you desire?

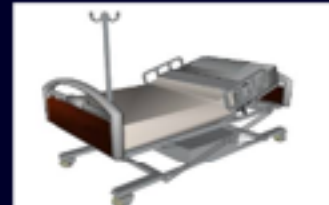
[\[My Account\]](#) [\[Edit Account\]](#) [\[Logout\]](#)

Database for Research And Information for the Neurosciences (D-BRAIN)

© 2009 - 2016 JLP MD FPNA



Add New Patient



Inpatients



Outpatients



Mortality & Morbidity



Change PIN



Thank You!

View patient's profile:

4325716



Search by surname:

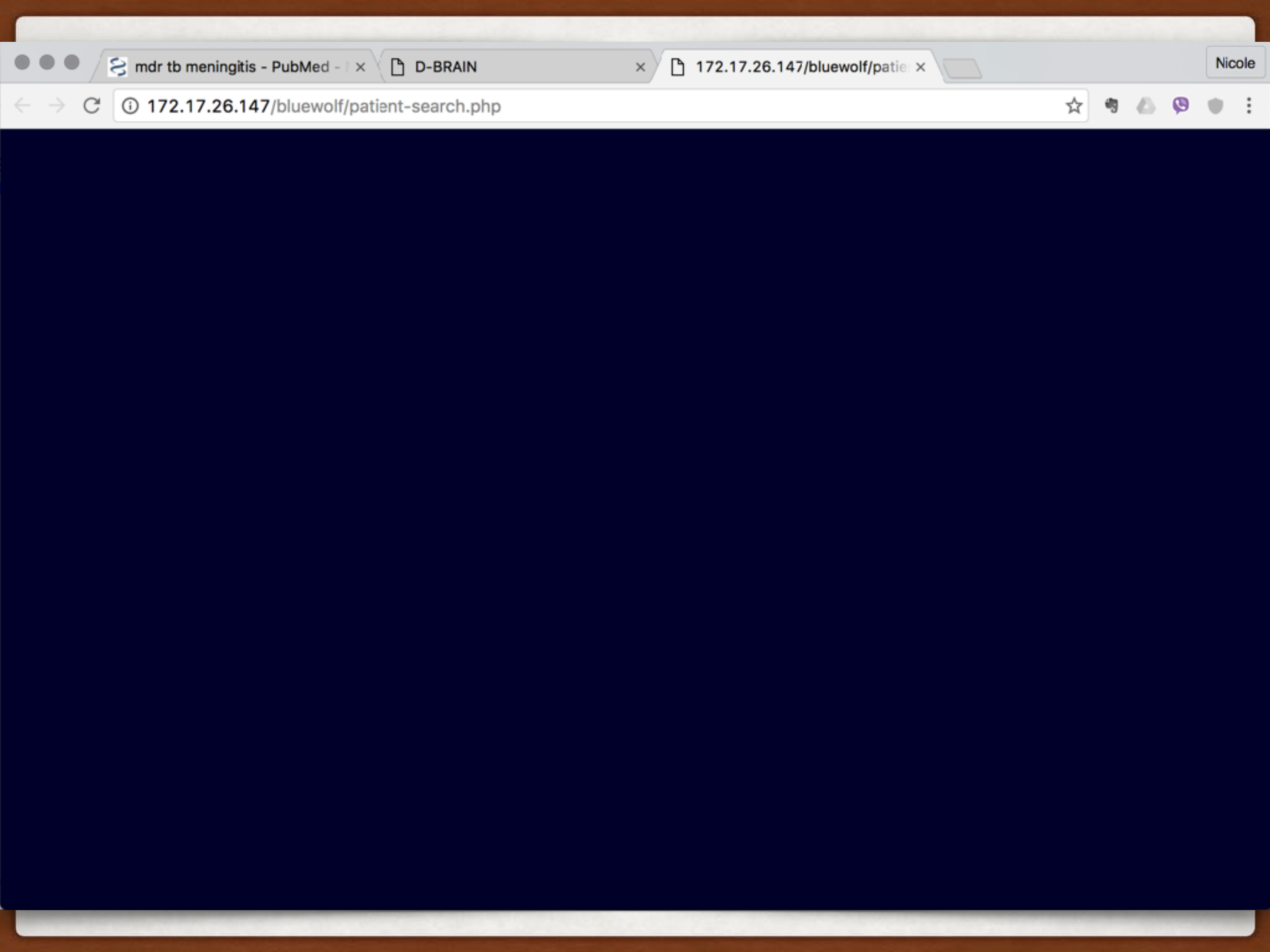
Surname

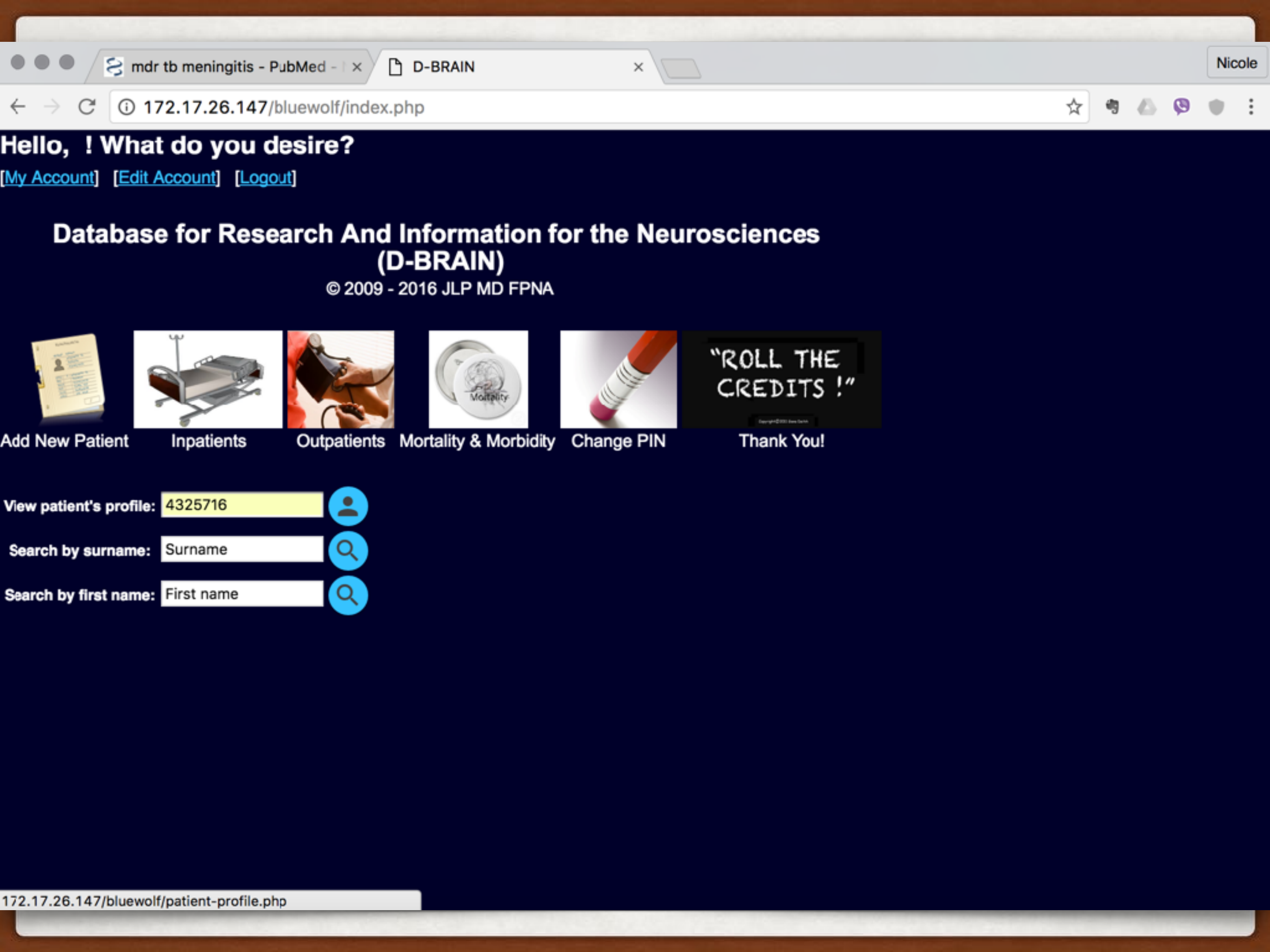


Search by first name:

First name







Hello, ! What do you desire?

[\[My Account\]](#) [\[Edit Account\]](#) [\[Logout\]](#)

Database for Research And Information for the Neurosciences (D-BRAIN)

© 2009 - 2016 JLP MD FPNA



Add New Patient



Inpatients



Outpatients



Mortality & Morbidity



Change PIN



Thank You!

View patient's profile:

4325716



Search by surname:

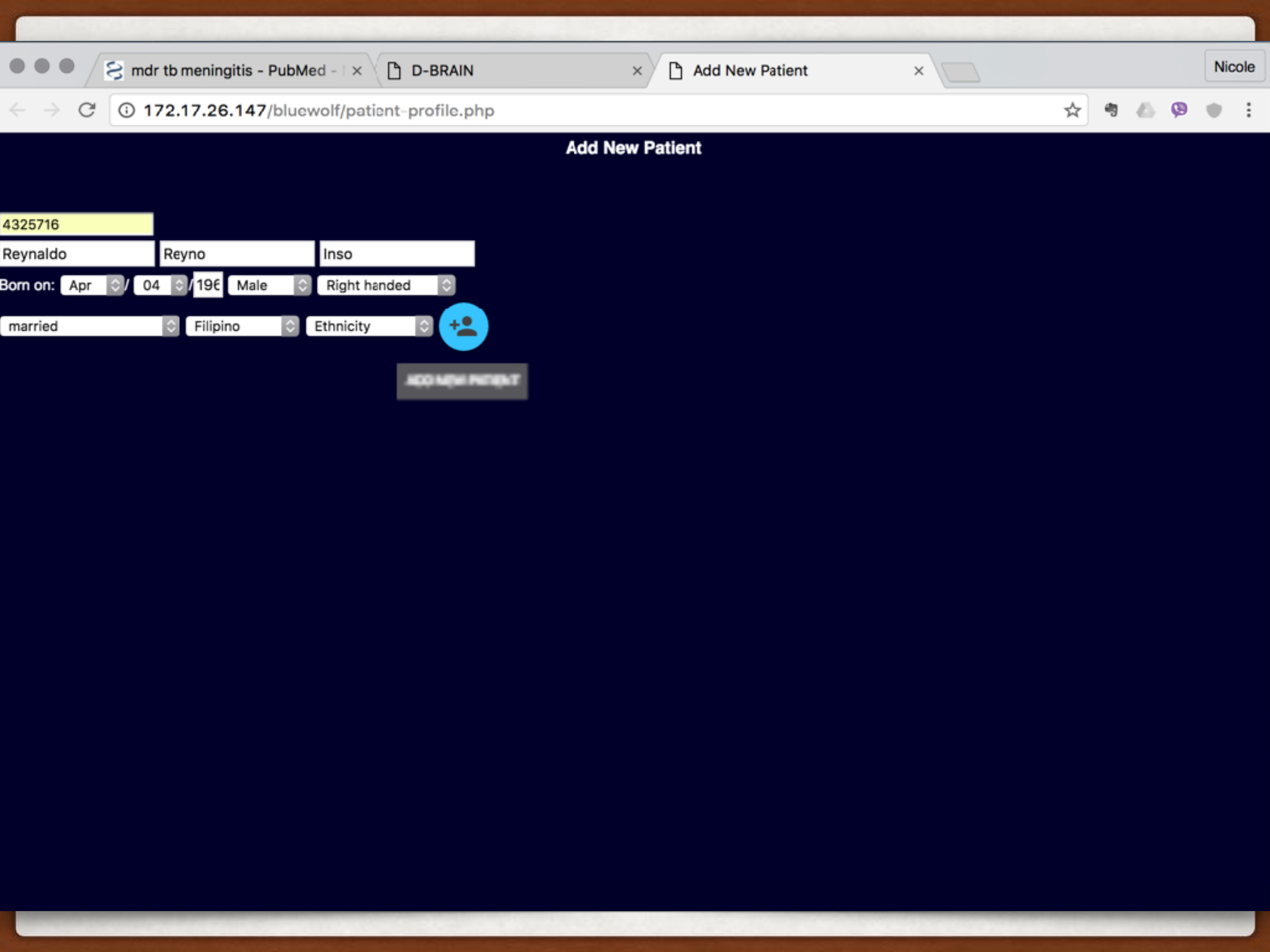
Surname



Search by first name:

First name





Add New Patient

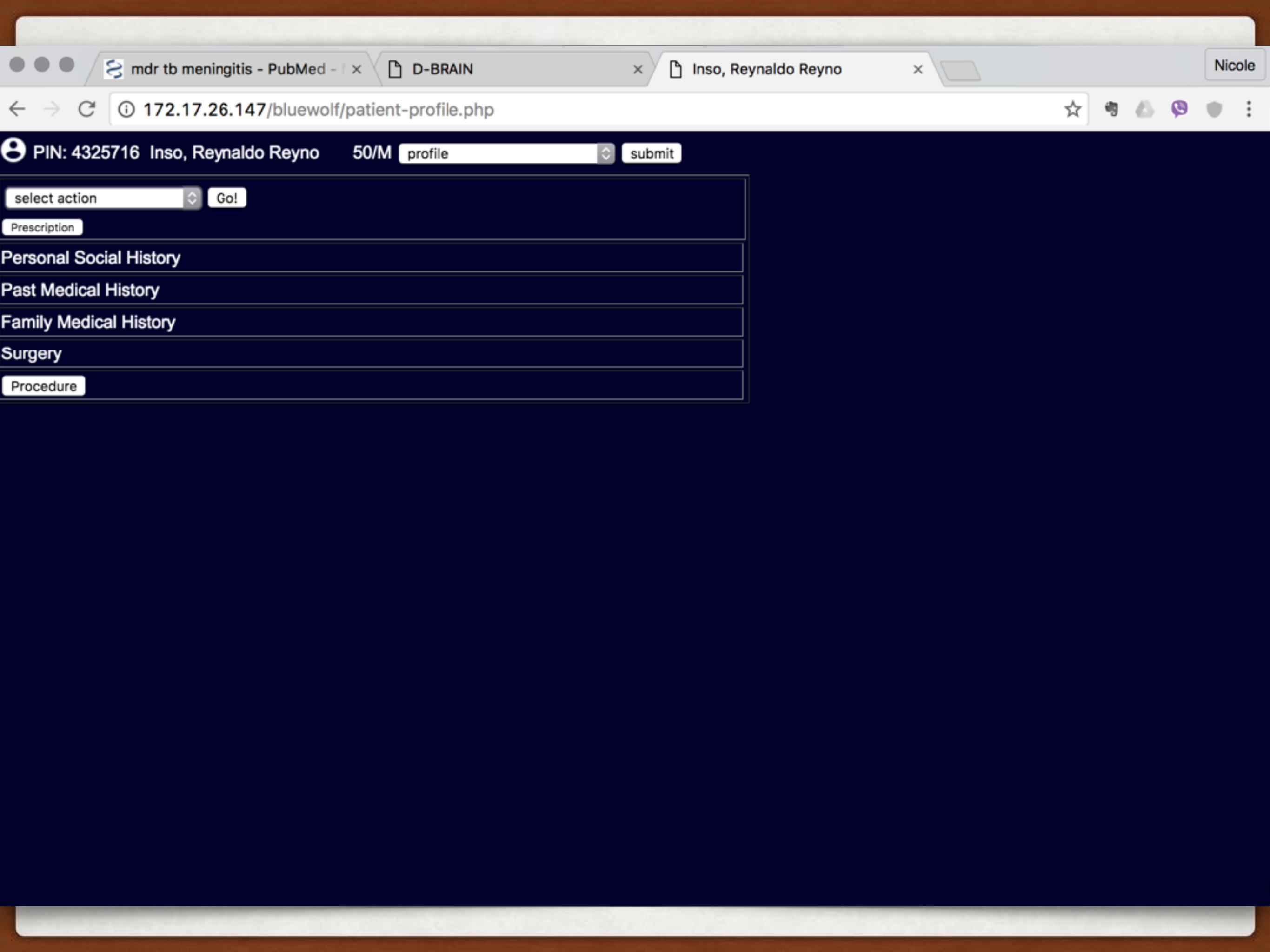
4325716

Reynaldo Reyno Inso

Born on: Apr / 04 / 196 Male Right handed

married Filipino Ethnicity

ADD NEW PATIENT



PIN: 4325716 Inso, Reynaldo Reyno 50/M submit

Go!

Prescription

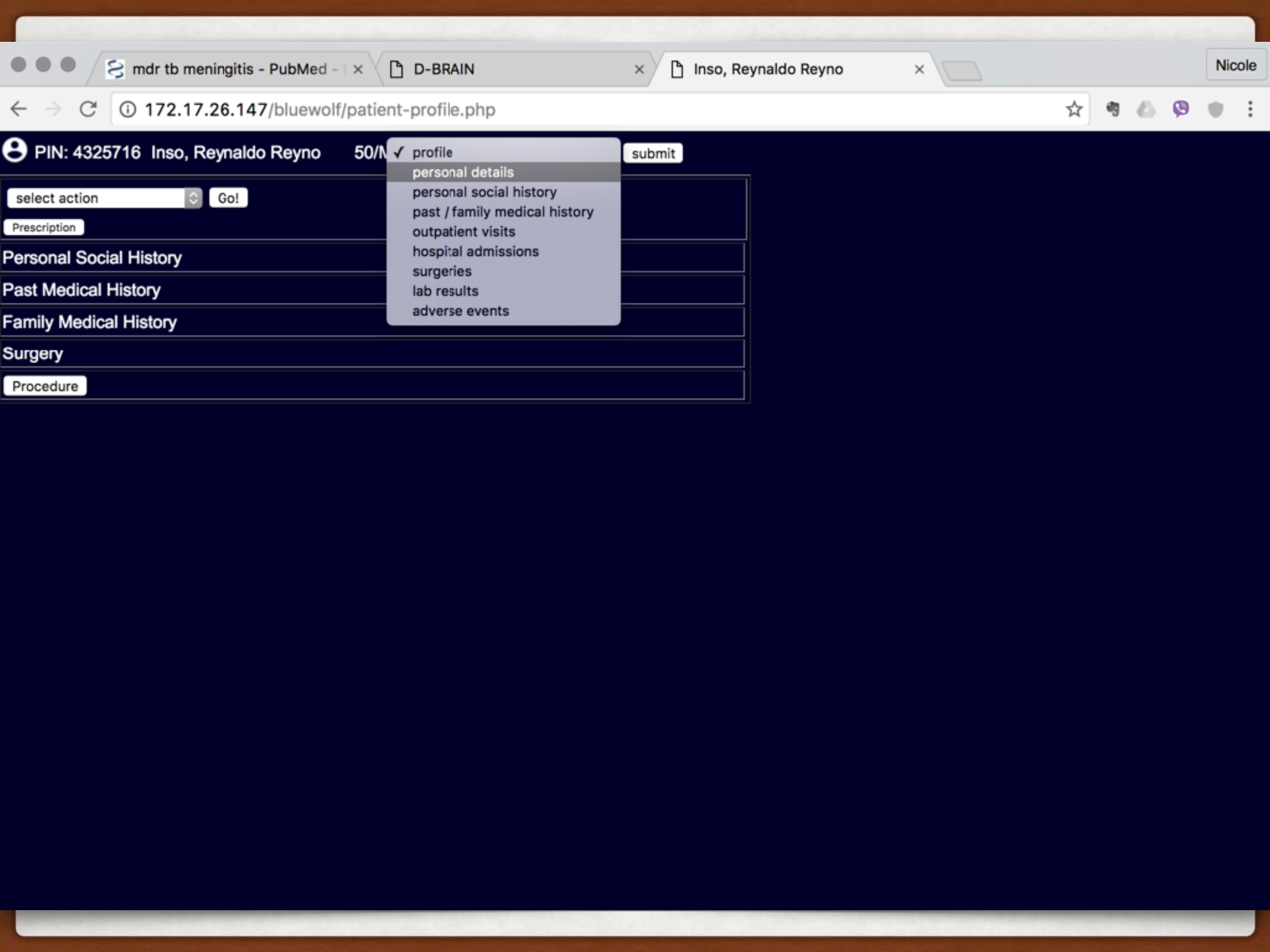
Personal Social History

Past Medical History

Family Medical History

Surgery

Procedure



PIN: 4325716 Inso, Reynaldo Reyno

50/M

✓ profile

personal details

personal social history

past / family medical history

outpatient visits

hospital admissions

surgeries

lab results

adverse events

submit

select action

Go!

Prescription

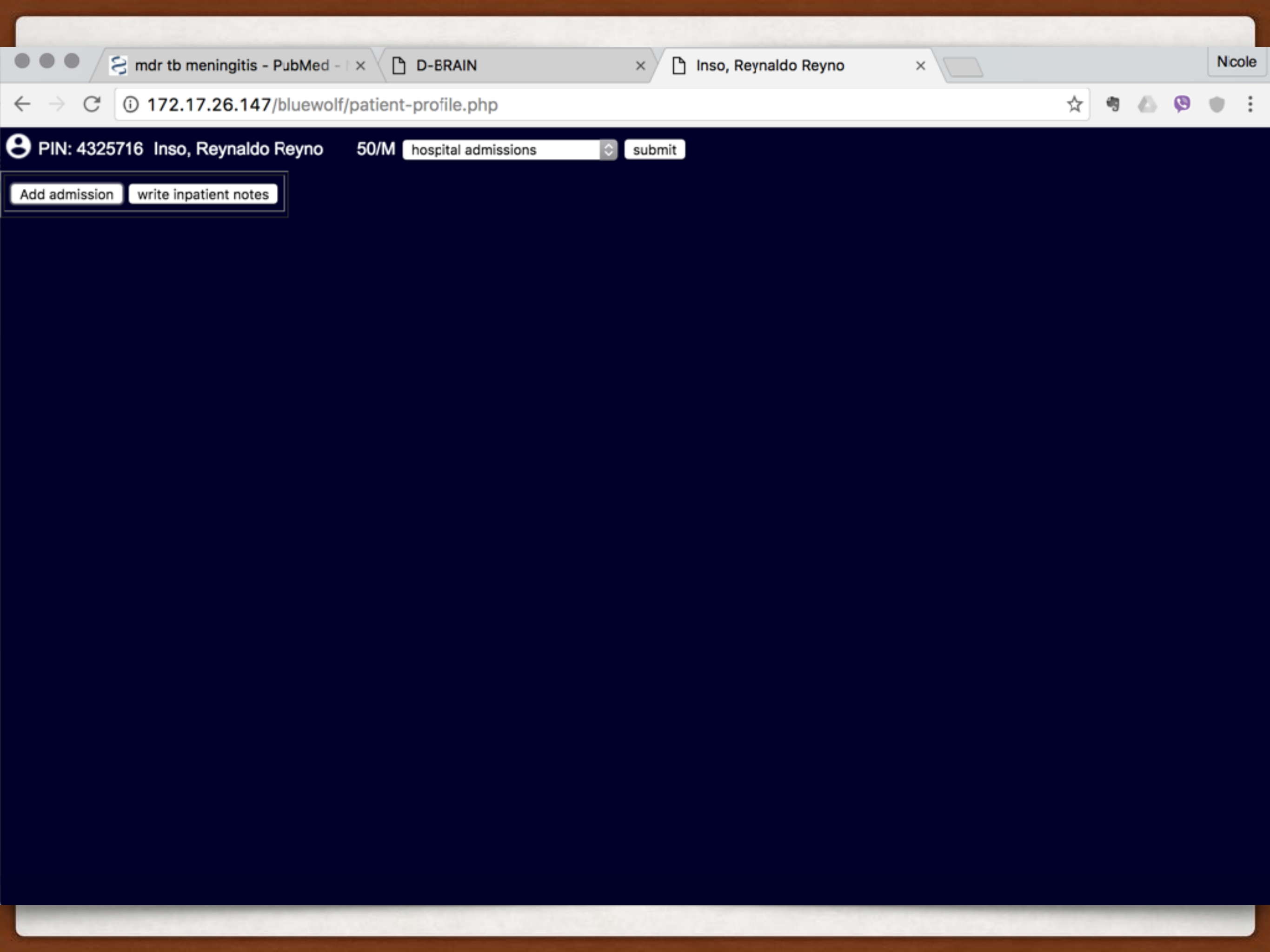
Personal Social History

Past Medical History

Family Medical History

Surgery

Procedure



Add Hospitalization for Mr. Reynaldo Inso

Admission Details

Admitted: 2016 Sep 24 19:11

Transferred to Ward: 0000-00-

Referred by: Emergency Med

Primary Service: Neurology

Chief complaint: Right-sided weakness

Date of Onset: 2016 Sep 24 @ 07:00 between 12 to 24 hours

first-ever occurrence

Readmission? ☒ No ☐ Yes

Team: Adult Service A

Consultant K.Gosengfiao

Resident-in-Charge: Vida Andal

Senior Service Resident: Abejero

To Cover Not applicable

UP-PGH

ACU

Roc

Bed

Initial GCS score: Eye opening: 4 Verbal: 5 Motor: 6

Neurological Problem(s)

No. of structural lesions
(up to 3)No. of differential
diagnoses

Main neurologic problem: ischemic stroke

1

0

Other neurologic problem? no other neurologic problem

1

Another neurologic problem? no other neurologic problem

1

Next

Stroke

Patient: Inso, Reynaldo (4325716) Date admitted: 2016-09-24

4325716

Enter your primary neurologic diagnosis:

Problem (optional)

Cerebrovascular Disease acute Yes ischemic stroke

Structural lesions

Left MCA segment

no subarachnoid extension Ventricular system involvement: No Yes Hydrocephalus: No Yes No hydrocephalus / ex vacuo changes only

ECASS hemorrhagic change

Etiology: probably secondary to small artery occlusion

Additional neurologic diagnosis No Yes Epilepsy, GTC, probably idiopathic

Additional medical/surgical diagnosis No Yes Bronchial Asthma, not in acute exacerbation

Input Diagnosis

You have successfully entered this patient with PIN: 4325716

admitted on 2016-09-24 with acute CVD infarct L MCA probably secondary to small artery occlusion Epilepsy, GTC, probably idiopathic

[View all patients](#)

[Add another first-time admission](#)

[Add another completed admission](#)

PIN / Hospital Number

Add new consult

Go!

UP-PGH

Adult Neuro Pay Service

All months

All years

Admitted

🖨️

UP-PGH


Adult Neuro Pay Service

All months

All years

Admitted

▶️




PHILIPPINE GENERAL HOSPITAL

The National University Hospital

University of the Philippines Manila

Department of Neurosciences



UPPGH: Total Admittedseen for September for 2016 = 13

👤

ACU PIN: 4325716 Inso, Reynaldo 50/M

Admitted: 2016-09-24 (ER) Stay:

PWI: acute CVD infarct L MCA probably secondary to small artery occlusion Epilepsy, GTC, probably idiopathic (GCS 15), ASPECTS:

AP: Dr. Gosiengfiao Senior: Dr. Abejero RIC: Dr. Vida Andal

👤

W5 B04 PIN: 4325378 Adano, Elizabeth 61/F

Admitted: 2016-09-22 (ER)2016-09-24 (Ward)

Stay:

PWI: acute ICH 16mL R cerebellar with intraventricular extension probably hypertensive (GCS 15)

AP: Dr. Gosiengfiao Senior: Dr. Abejero RIC: Dr. V. Andal

👤

NICU B01 PIN: 4325491 Matutino, Eduardo 54/M

Admitted: 2016-09-22 (ER)2016-09-23 (Ward)

Stay:

PWI: acute ICH 3mL L thalamic probably hypertensive (GCS 11)

Medical diagnosis: HTN uncontrolled

PIN / Hospital Number Add new consult Go!

UP-PGH Adult Neuro Pay Service All months All years Admitted

UP-PGH Adult Neuro Pay Service All months All years Admitted



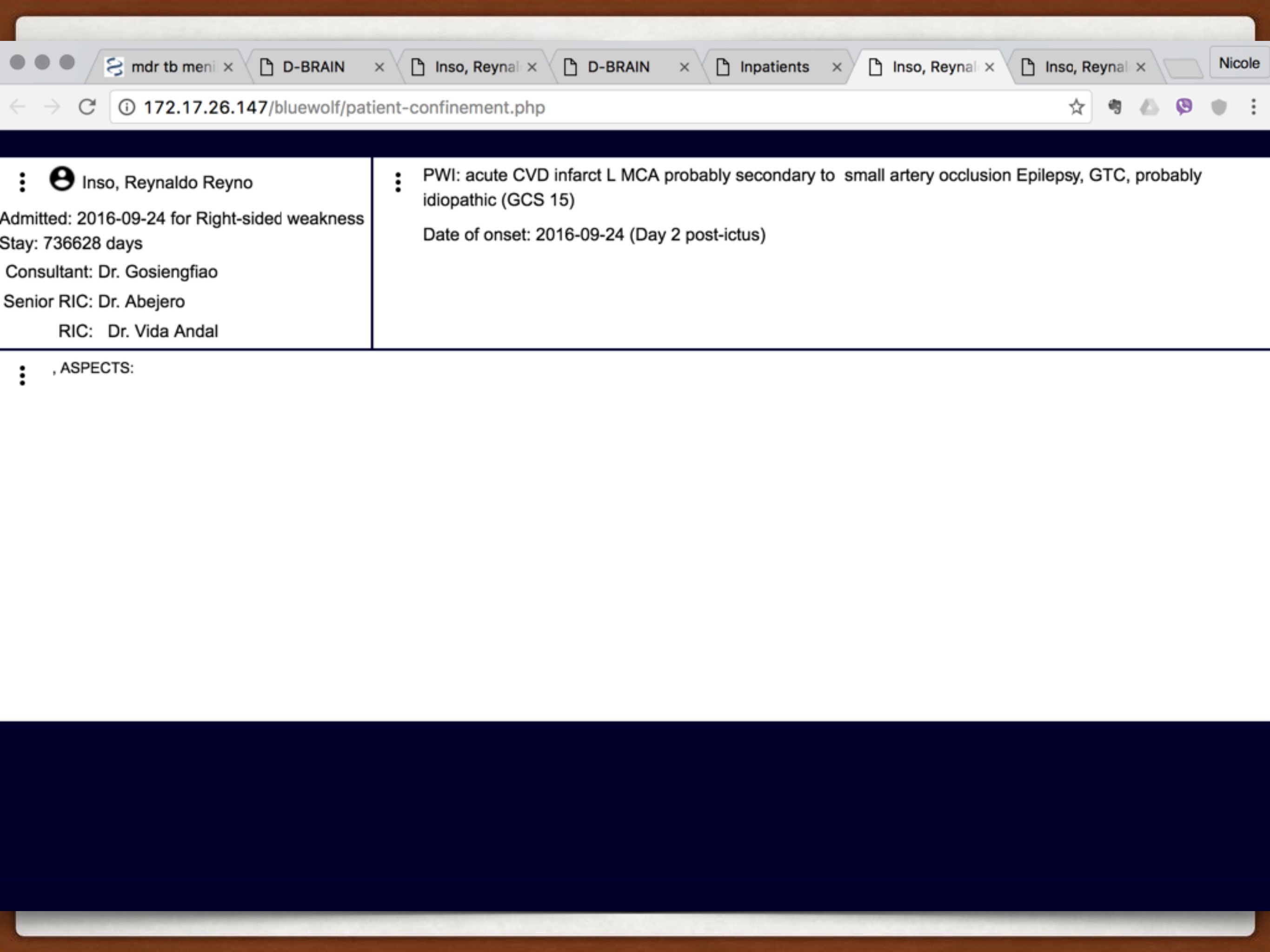
PHILIPPINE GENERAL HOSPITAL
The National University Hospital
University of the Philippines Manila
Department of Neurosciences



UPPGH: Total Admittedseen for September for 2016 = 13

- ACU PIN: 4325716 Inso, Reynaldo 50/M
Admitted: 2016-09-24 (ER) Stay:
PWI: acute CVD infarct L MCA probably secondary to small artery occlusion Epilepsy, GTC, probably idiopathic (GCS 15), ASPECTS:
AP: Dr. Gosiengfiao Senior: Dr. Abejero RIC: Dr. Vida Andal
- W5 B04 PIN: 4325378 Adano, Elizabeth 61/F
Admitted: 2016-09-22 (ER)2016-09-24 (Ward)
Stay:
PWI: acute ICH 16mL R cerebellar with intraventricular extension probably hypertensive (GCS 15)
AP: Dr. Gosiengfiao Senior: Dr. Abejero RIC: Dr. V. Andal
- NICU B01 PIN: 4325491 Matutino, Eduardo 54/M
Admitted: 2016-09-22 (ER)2016-09-23 (Ward)
Stay:
PWI: acute ICH 3mL L thalamic probably hypertensive (GCS 11)

inpatient details



To input an inpatient disposition:

PIN: 4325711 Service in charge Charity

Date of ER Admission: Sep 24 2016 Outcome:

Date of Discharge/Demise: Sep 26 2016 PCOD:

mRS assessed: on discharge

modified Rankin Scale

Discharge

- ✓ Discharged
- Signed out of rounds
- Died
- Discharged against medical advise
- Absconded
- Transferred to another hospital
- Transferred from pay ICU to pay ward
- Transferred from pay to charity ward
- Transferred from charity to pay ward
- Transferred service to Internal Medicine
- Transferred from Adult/Pedia Neuro to NSS

mdr tb meni

D-BRAIN

Inso, Reynal

D-BRAIN

Inpatients

Inso, Reynal

Inso, Reynal

Nicole

172.17.26.147/bluewolf/update_disposition.php

☆

To input an inpatient disposition:

PIN:

432571I

Service in charge

Charity

Date of ER Admission:

Sep

24

2016

Outcome:

Discharged

Date of Discharge/Demise:

Sep

26

2016

PCOD:

N/A

mRS assessed:

on discharge

1 - Independent in ADL's, despite some symptoms

Discharge